

**THE**  
**BUILD THE TRACK!**  
**MOTORSPORTS SHOW**  
**AT ALOHA TOWER MARKETPLACE**

OAHU MOTORSPORTS  
**OMAC**  
ADVISORY COUNCIL

The Build The Track! Motorsports Show  
Sunday, June 3<sup>rd</sup> 2007  
Oahu Motorsports Advisory Council  
Vehicle Entrant Packet

[www.buildthetrack.com](http://www.buildthetrack.com)

Compiled by:  
Michael J. Kitchens  
Chairman  
WP# (808) 847-3599  
CP# (808) 782-7432

# **THE BUILD THE TRACK! MOTORSPORTS SHOW**

**AT ALOHA TOWER MARKETPLACE**

Hello Entrant!

The Oahu Motorsports Advisory Council would like to thank you for entering your vehicle in the only motorsports show dedicated to the efforts of building a new, multi-purpose, racing facility on Oahu! This package will help guide you in entering your vehicle in the show, and will hopefully answer your questions as best as we can.

[Important! The following information is crucial to your roll-in and setup!](#)

**Show Location:**  
**The Aloha Tower Marketplace**  
**1 Aloha Tower Drive • Honolulu, HI 96813**

**Show Date: Sunday, June 3rd, 2007**  
**Show Time: 10AM to 4PM**  
**Roll-In Time: 5AM to 9:45AM**  
**Teardown Time: 4PM to 6PM**

#### Registration:

All vehicles are required to be fully registered with Show Control before entrance to the show will be allowed. Please ensure that the following has been provided by registering at [www.buildthetrack.com](http://www.buildthetrack.com)

- Full Name
- Email
- Contact Info for the day of the show (Cellphone Preferred)
- Vehicle Make
- Vehicle Model
- Vehicle Year
- Vehicle Modifications
- Disclaimer has been initialized by Entrant

#### Roll-In Requirements for Vehicles:

Roll-in will occur from 5:00AM till 9:45AM on Sunday, June 3<sup>rd</sup>, 2007. All vehicles must be in-place and fully setup for a show start of 10AM PROMPTLY. Any vehicles arriving **after** 9:45AM will be turned away. There will be no deviations from this rule.

The following are the requirements for Roll-In

- Entrant must have a Driver's License or another form of picture ID
- Entrants must be able to verify Vehicle Information

- Show Placement within your designated section will be given on a “first come, first serve” basis unless coordinated in advance. If you intend to show as part of a club, group, or team, you will need to enter the roll-in as one collective unit. Otherwise, there is no guarantee you will be placed together.
- The vehicle must be clean and fairly free of body damage. Show management reserves the right to turn away vehicles who do not meet quality standards. Leeway will be given to race-spec vehicles due to normal wear and tear.
- No support vehicles are allowed within the Event itself. If you have additional equipment to be setup, you will need to hand carry or dolly it into the venue.
- Once within their respective venues, all vehicles must be placed in the Park position (Neutral for manual), Emergency Brake On, and at no time during the show will a vehicle be started. All Race-Spec Vehicles must have their ignition switches set to off or kill switches disabled. IF there is a need to start or move a vehicle, you MUST contact Show Control and receive permission and MUST have a Team Leader or Assistant with you at the time of movement.
- All necessary equipment for setup of the vehicle must be provided by the entrant. This includes extension cords, drip pans, or any other miscellaneous equipment.
- ALL vehicles must have a drip-pan in place at ALL times. If you do not have a drip pan, then a sturdy cardboard cutout can work as well.
- ALL Vehicles need to have a Build The Track! Sticker placed on either a window, body panel, or otherwise visible area of the vehicle. You will be provided a sticker upon check-in time.
- Entrants are allowed to display their club banners on or around their vehicle as long as it does not impede normal traffic, is not placed on ANY walls or fixtures at ATM, and is of suitable nature for a family oriented event. Any violations of this rule will have the banner confiscated for the duration of the show.
- Entrants are allowed to run their sound systems, lights, etc if they are located within Sections 2, 4, or 5. Please be courteous of other show participants and spectators. If your sound system is too loud, you will be asked to turn it down. All extension cords will need to be covered with duct tape or carpet runners. They must also be tucked away as much as possible, and run against the walls where able.
- There will be NO BURNOUTS, DISPLAYS OF SPEED, RACING or anything else of this nature allowed. HPD & The Sheriff Division will be on-hand, and they WILL ticket you, and you will be ejected from the show.
- Entrants will have to pay for their own parking if they have additional support vehicles that aren't being shown, but can validate their ticket stubs at any vendor within Aloha Tower. For validation, please support ATM's vendors for allowing us to put on this free, non-profit show. With Weekend Validation, parking rates will only be \$2 for regular parking or \$3 for valet for the entire show day. ALL support vehicles must be parked within the Pier 10/11 shed until 7AM, and then moved to the TOPA parking lot (See Fig. 4).
- Take care when driving your vehicle, and placing it into position. There are MANY objects to run into at ATM, and you will be held responsible for any damages incurred. IF there are any questions please contact the Show Manager, Michael Kitchens, or your Team Leader for further clarification.

## Roll-In & Arrival to Aloha Tower Marketplace

All Entrants are required to enter Aloha Tower Marketplace by way of **Richards Street & Aloha Tower Drive**. If you arrive by any other way, you will be turned around and directed towards Richards Street. Entrants will form an orderly line leading up to the Check-In Location for Parking & Entrance (See Fig 1.).

You will need to check in with Team Leader 4, (Parking & Entrance) just before the intersection of Bishop Street & Aloha Tower Drive. The Team Leader will check your ID against the entrant list, and verify that your vehicle meets safety, etc. You will then sign the disclaimer, and will be provided with a Build The Track! Sticker for your vehicle. You will then be directed to the appropriate Section for your vehicle (Please See Fig 1.). Again, make sure that if you're with your team, you're all together, otherwise we can't promise that you'll be placed next to each other.

All Show and Tuner Vehicles (Classic, Domestic, Import, etc) need to be either driven or rolled to their respective places. Trailored Race-Spec Vehicles specifically meant for Section 1 will be allowed to unload in front of Section 1, and then will have to relocate their trailers to the designated Trailer Parking (Please see Figs. 2 & 3). Please keep in mind that Trailer space is limited, and will be treated on a "first come, first serve" basis. We will try to work with all entrants but we cannot ensure there will be enough parking due the general size of the trailers. We apologize in advance for any inconveniences.

All trailers will need to enter the parking area by way of Richards and Aloha Tower Drive, and follow to the entrance to the grassy area as designated in Fig 3.

## Sections

The show is divided into several sections depending on the class of vehicle. (Please see Fig 1. for further detail) Each Section will have a designated Team Leader that will be responsible for each section. After receiving direction from Team Leader 4 (Parking & Entrance), you will proceed to your specific section, and receive directions from your Team Leader. He will direct you to your specific location, and an Assistant Runner will position you properly. If you have any questions, please ask your Team Leader for assistance. The Sections are as follows:

- Section 1: Race-Spec Vehicles – These are pre-designated race-spec only vehicles to represent the various motorsports organizations of Oahu. These will be located on the sidewalk leading up to the Aloha Tower, known as the Boat Day's Promenade.
- Section 2: Show Vehicles - These are modified & customized vehicles featuring extreme audio and visual displays. They will be located within the Valet/Terminal Section.
- Section 3: JNAG Exotics – These are Exotics provided by JN Automotive Group, and will be displayed in a circle-shaped formation around the Aloha Tower. These will be the first vehicles required to roll-in for setup. The Budweiser MXT will also be located within this group.
- Section 4: Tuner Vehicles A – This is the 1<sup>st</sup> Section of the Tuner Vehicles (including classic, late model domestic and imports). Vehicles positioned here must keep their doors closed for the majority of the show due to space limitations.
- Section 5: Tuner Vehicles B – 2<sup>nd</sup> Section of Tuner Vehicles...same rules apply.

## Setup

Once in your designated Section, you will have until 10AM to have your vehicles positioned, and any additional equipment setup. Drip-pans must be the FIRST item to be setup after positioning is complete. Aloha Tower Marketplace is providing this location free of charge, and we want it returned in the same condition we accepted it as. If there are any leaks of any kind, you will be held responsible and required to assist in the cleaning of the location. All Entrants are required to police themselves and help to keep their area clean. There should be plenty of trash cans, use them!

Again, show start time is 10AM exactly. Once in position, your car will NOT be able to leave until teardown at 4PM. If there is a severe emergency, then we can make exceptions, but there is no guarantee that you will be able to get your vehicle out of the show area due to placement. It is recommended to have a friend or backup ride available in case of situations in which you need to leave the area.

Entrants are reminded that your Build The Track! Sticker should be in place in a visible, and tasteful manner on your vehicle. Preferred location is the front or rear window. We ask that you show your support to Build The Track!

If you have banners, you will be allowed to display them on your vehicle or on the ground or on anything you bring as long as it does not block any avenues of walkway or is distasteful in nature. Banners are NOT allowed to be hung on any ATM property or fixtures.

If you don't want your vehicle touched, then we highly recommend displaying a "Do Not Touch!" placard on your vehicle, as well as monitoring your ride.

We apologize, but no tents will be allowed except in limited, designated areas due to the nature of the show. There are plenty of locations within ATM for shade, so please make use of them. NO ALCOHOLIC BEVERAGES are allowed. If you'd like a cold one, please patronize one of the designated Vendors within the Marketplace. Please control your drinking as well. HPD & the Sheriff Division will be on hand just in case.

## Show Time!

Once your vehicle is setup, positioned, and you feel comfortable with its display, then get ready for Show Time! Make sure to head over to the main OMAC booth next to the stage and receive your free T-Shirt! All entrants have first priority...sorry, only one per entrant!

Show Programs will be available in many locations, please make sure to pick one up!

All Entrants are encouraged to participate in the day's activities! If you have keiki, you're encouraged to bring them and the whole family and enjoy the show's mini Keiki Carnival! There will be a Racing Game Display on-hand, as well, and live DJ & Music Entertainment. Throughout the day, raffles, prizes, and giveaways will take place, so make sure to enter everything you can! Food Vendors will be on-hand to sate your thirst and appetite, and we highly encourage you to patronize ATM's many shops and restaurants.

## Safety & Security

Aloha Tower Marketplace will have Security on-hand to assist you. If you need assistance, please contact one of the Team Leaders and he will direct you to a Security Officer. For immediate contact, call Security at 566-2336.

All Entrants are reminded to guard and protect your valuables. Do not leave them lying within easy reach. We cannot be held responsible for any lost or stolen items.

It is recommended to bring sunscreen and wear cool, breathable clothing for the event day. Stay hydrated, and watch for signs of heat exhaustion.

Please WATCH your children. There will be many expensive vehicles in attendance, and in addition, there will be a large amount of people attending the event, so please be prepared.

#### Teardown

At 4PM, the show will officially end. Once Show Management has cleared the venue, you will be allowed to exit. Please DO NOT rush to leave the show. There is a chance that spectators will still be in the area, and traffic will be a major factor. You have two hours to tear down and vacate the premises, so there should be plenty of time.

Please make sure to clean up ANY mess in your area, and leave in an orderly fashion. Team Leaders and Assistants will be on-hand and directing traffic. Do so carefully, so that we can avoid accidents.

NO staging, no racing, no displays of speed or power will be allowed! The Police will be on-hand, and you will receive a ticket if you do participate in any acts of recklessness! Let's leave ATM and the local community with a positive outlook on our automotive passions!

OMAC Thanks You for supporting the efforts to [Build the Track!](#)

OMAC would like to thank you, in advance for participating in this show. It is through our combined efforts that we can show the island of Oahu, just how important a safe, multi-purpose, racing facility is to all of us!

Without you, this event will not have been able to happen, and because of that, you have OMAC's deepest and most heartfelt appreciation.

Please continue to support the efforts for a motorsports facility, and please check out [www.buildthetrack.com](http://www.buildthetrack.com) for more information and updates.

See you at the show!

Mahalo,

***Michael J. Kitchens***

Chairman,

Oahu Motorsports Advisory Council

[www.buildthetrack.com](http://www.buildthetrack.com)

PH: (808) 847-3599

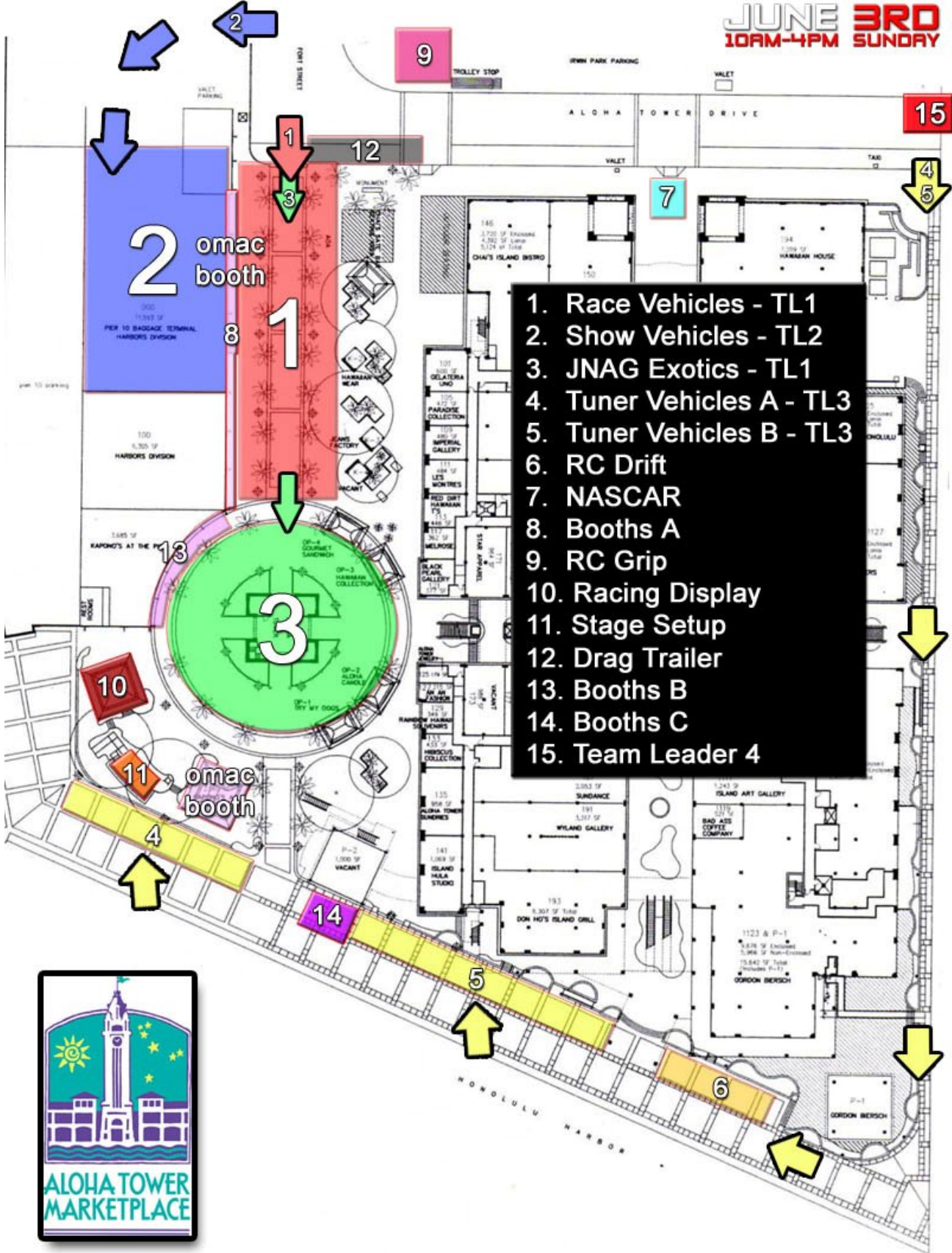
CP: (808) 782-7432

**THE**  
**BUILD THE TRACK!**  
**MOTORSPORTS SHOW**  
**AT ALOHA TOWER MARKETPLACE**

# THE BUILD THE TRACK! MOTORSPORTS SHOW

AT ALOHA TOWER MARKETPLACE

**JUNE 3RD**  
10AM-4PM SUNDAY



- 1. Race Vehicles - TL1
- 2. Show Vehicles - TL2
- 3. JNAG Exotics - TL1
- 4. Tuner Vehicles A - TL3
- 5. Tuner Vehicles B - TL3
- 6. RC Drift
- 7. NASCAR
- 8. Booths A
- 9. RC Grip
- 10. Racing Display
- 11. Stage Setup
- 12. Drag Trailer
- 13. Booths B
- 14. Booths C
- 15. Team Leader 4




Fig. 1

# **THE BUILD THE TRACK!** **MOTORSPORTS SHOW** AT ALOHA TOWER MARKETPLACE

**JUNE 3RD**  
10AM-4PM SUNDAY

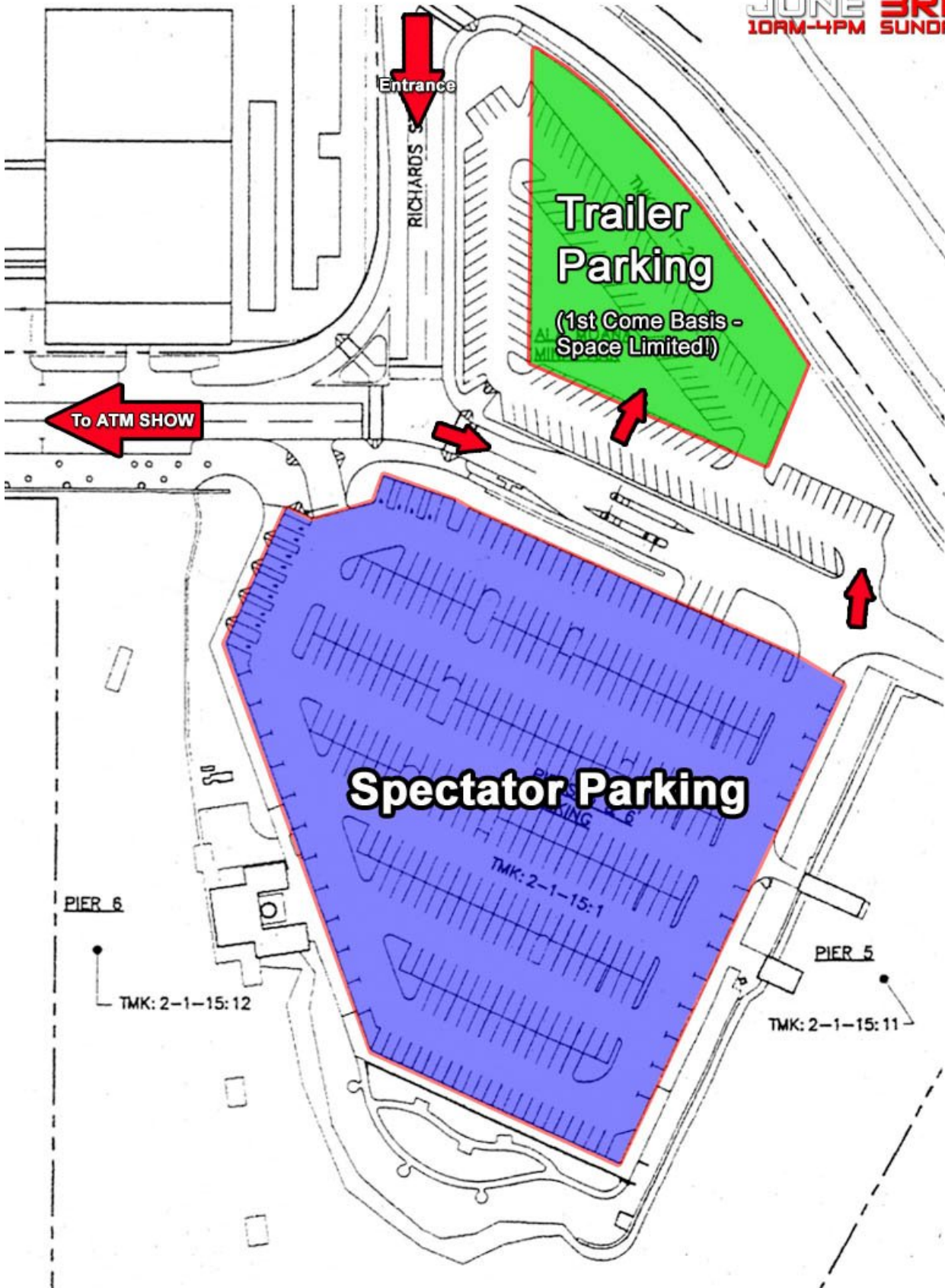


Fig. 2

**THE BUILD THE TRACK! MOTORSPORTS SHOW**  
AT ALOHA TOWER MARKETPLACE

**JUNE 3RD**  
10AM-4PM SUNDAY

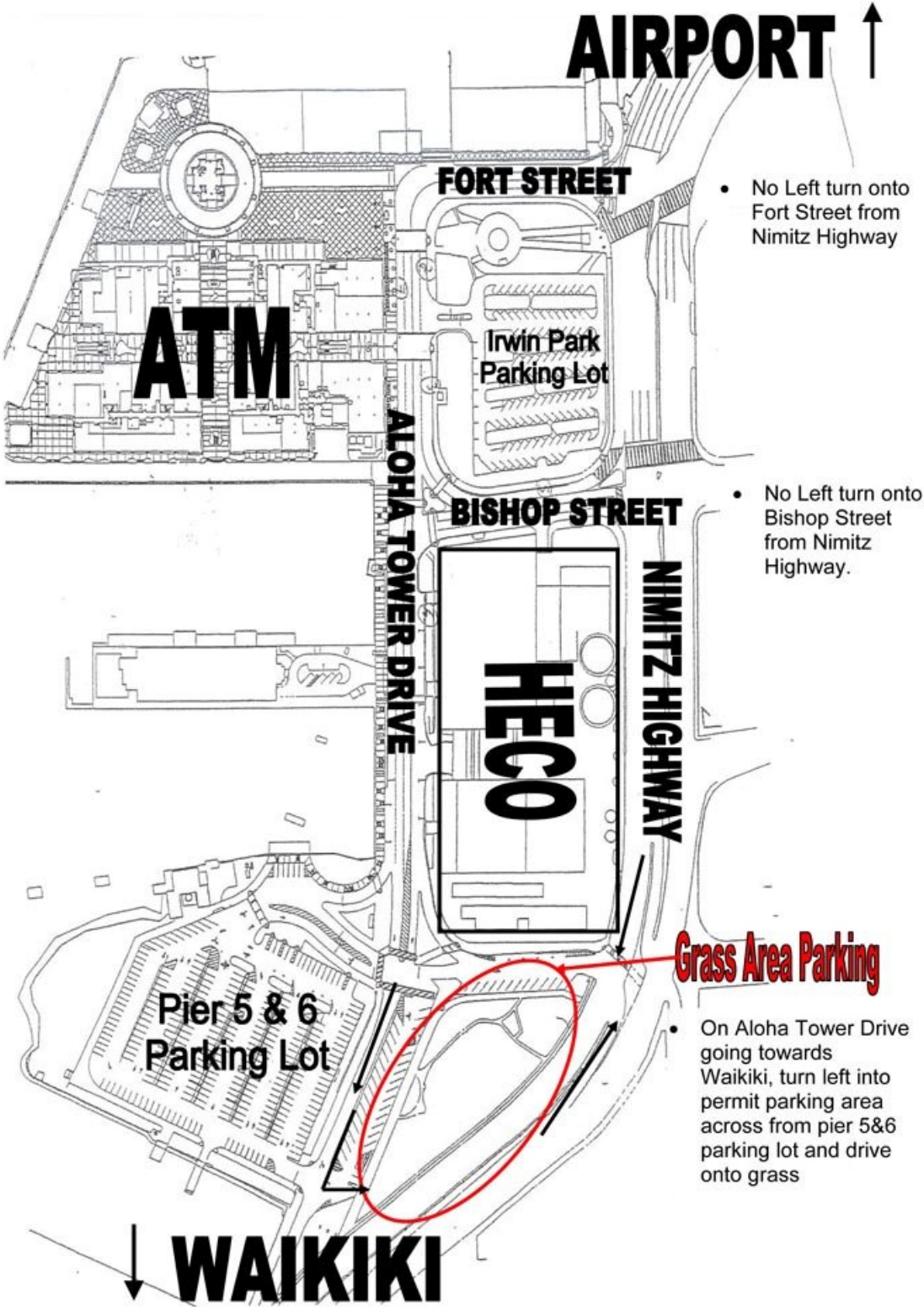
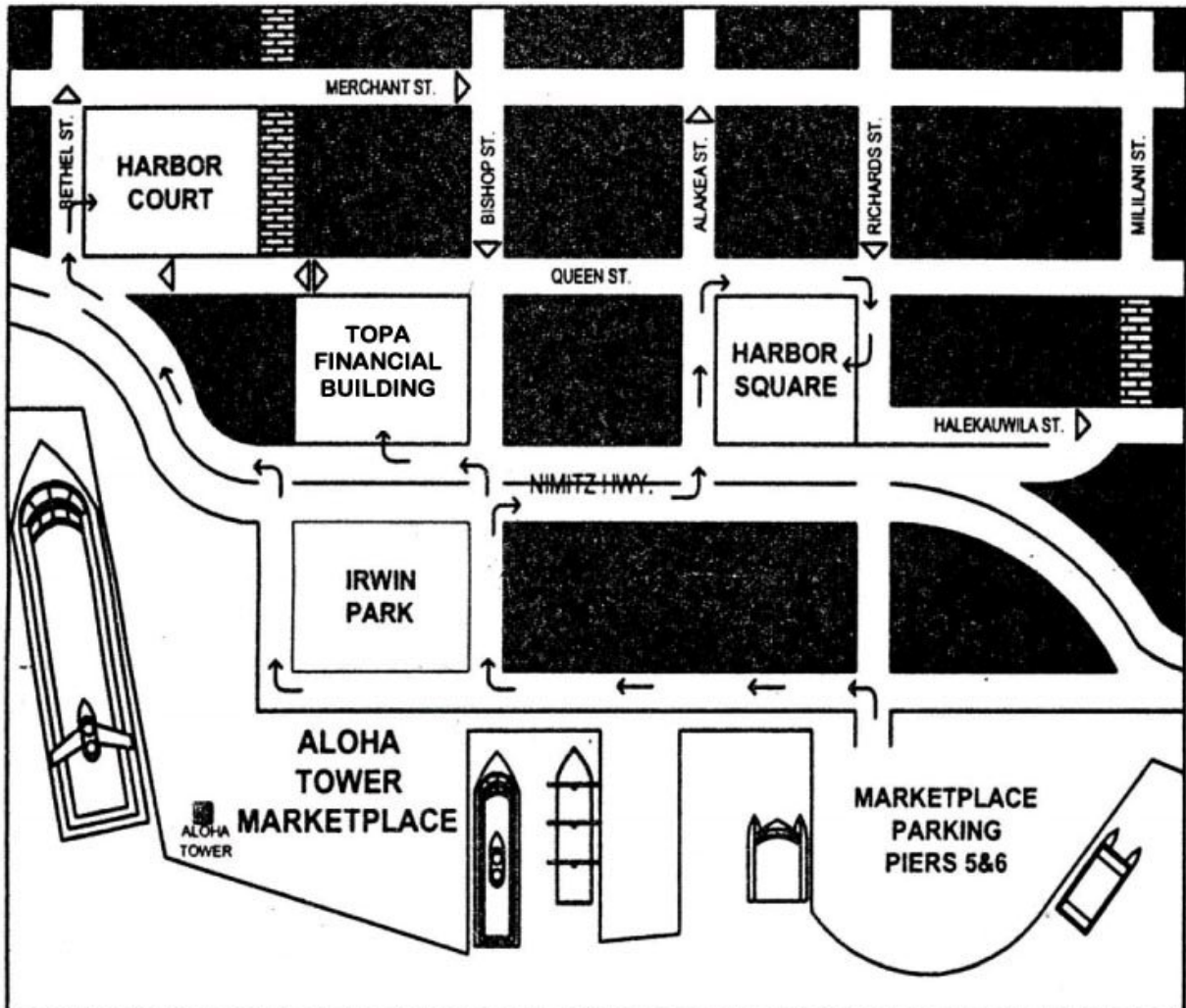


Fig. 3

**THE**  
**BUILD THE TRACK!**  
**MOTORSPORTS SHOW**  
 AT ALOHA TOWER MARKETPLACE

**JUNE 3RD**  
 10AM-4PM **SUNDAY**



**ADDITIONAL PARKING FOR THE ALOHA TOWER MARKETPLACE**

**Nearby Downtown Parking Garages**  
**Weekday Evenings after 5:00 pm and Weekends.**

See Parking Attendant at the Location You Choose for the Current Parking Rates.

- HARBOR COURT**
- HARBOR SQUARE**
- TOPA FINANCIAL CENTER**


These offsite parking facilities do not accept Aloha Tower Marketplace Validations.

Rates are subject to change without notice.

Fig. 4



**THE**  
***BUILD THE TRACK!***  
***MOTORSPORTS SHOW***  
AT ALOHA TOWER MARKETPLACE

**JUNE 30**  
10AM-4PM **SUNDAY**



**THE**  
**BUILD THE TRACK!**  
**MOTORSPORTS SHOW**  
AT ALOHA TOWER MARKETPLACE

**JUNE 3RD**  
10AM-4PM SUNDAY



# **THE BUILD THE TRACK! MOTORSPORTS SHOW**

**AT ALOHA TOWER MARKETPLACE**

## Show Manager:

Michael J. Kitchens  
webmaster@hawaiiitalks.net  
(808) 782-7432

## QUICK INSTRUCTIONS

1. Be Registered. ( [www.buildthetrack.com](http://www.buildthetrack.com) )
2. Questions? Contact Show Manager.
3. Roll-In at **5:00AM till 9:45AM on Sunday, June 3<sup>rd</sup>, 2007.**
4. Bring ID.
5. Enter by way of **Richards Street** to **Aloha Tower Drive.**
6. Check in with Team Leader 4 (Parking & Entrance).
7. Sign Disclaimer.
8. Proceed to Designated Section.
9. Setup as directed by Section Team Leader.
10. Place drip-pan or cardboard underneath vehicle.
11. Place Build The Track! Sticker on Vehicle.
12. If placed in Section 1, after unload, park trailer in designated Trailer Parking area.
13. ALL support vehicles must be parked within the Pier 10/11 shed until 7AM, and then moved to the TOPA parking lot (See Fig. 4).
14. Check in with main OMAC Booth, receive t-shirt & program.
15. Enjoy Show!
16. Roll-Out & Teardown from 4:00PM to 6:00PM.
17. Clean up Mess, Police area. Leave in an orderly fashion.
18. Thanks for attending! :D

**OAHU MOTORSPORTS**  
**OMAC**  
**ADVISORY COUNCIL**

**THE**  
**BUILD THE TRACK!**  
**MOTORSPORTS SHOW**  
AT ALOHA TOWER MARKETPLACE

OMAC would like to thank  
the following sponsors:

Aloha Tower Marketplace

JN Automotive Group

Hawaii Vision Clinic

Grand Events, LLC

Visionary Related Entertainment

KPOI 105.9

Butigroove.com

COMPUSA

And of course all of the donaters,  
volunteers, members, and supporters of  
OMAC for making this happen!

OAHU MOTORSPORTS  
**OMAC**  
ADVISORY COUNCIL